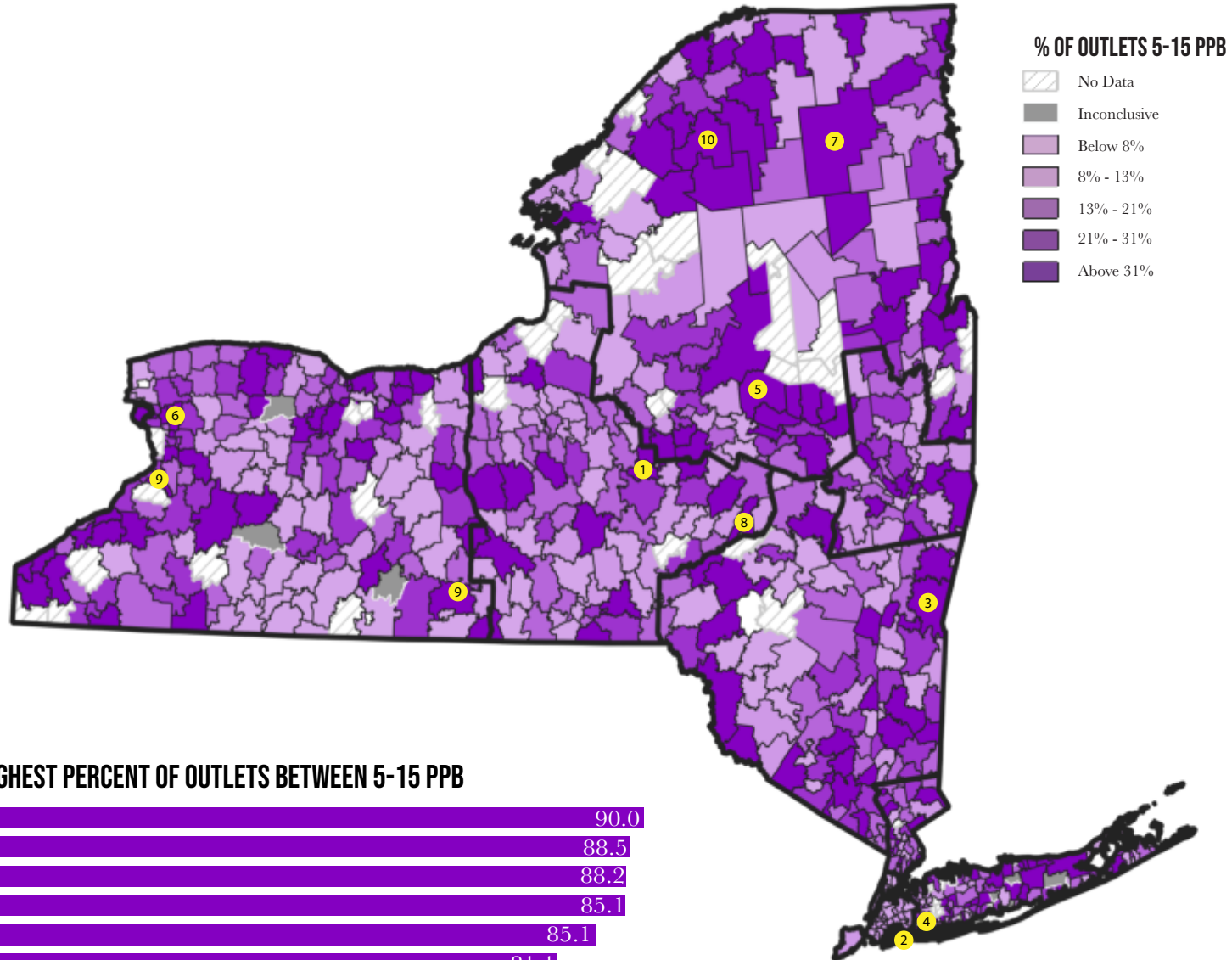


NYS PUBLIC SCHOOL DISTRICTS OF CONCERN

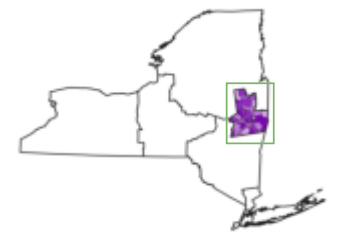


SCHOOL DISTRICTS WITH HIGHEST PERCENT OF OUTLETS BETWEEN 5-15 PPB

1	Hamilton	90.0
2	Long Beach	88.5
3	Taconic Hills	88.2
4	Valley Stream	85.1
5	Dolgeville	85.1
6	Williamsville	81.1
7	Saranac Lake	79.1
8	Schenevus	77.8
9	Hamburg	73.3
10	Edwards-Knox	69.8
	NYS	17.2

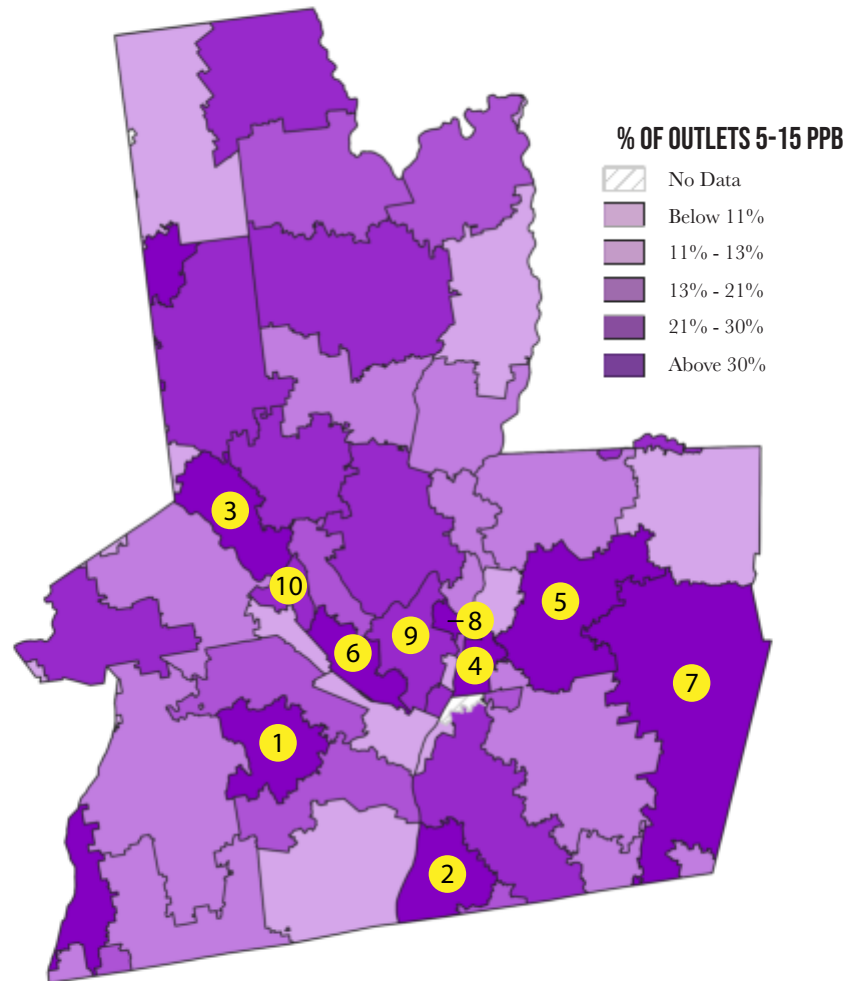
CAPITAL REGION

SCHOOL DISTRICTS OF CONCERN

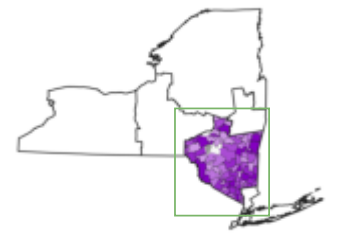


SCHOOL DISTRICTS WITH HIGHEST PERCENT OF OUTLETS BETWEEN 5-15 PPB

1. Voorheesville (52.2%)
2. Schodack (45.6%)
3. Scotia Glenville (40.6%)
4. Troy (36.2%)
5. Brunswick (33.8%)
6. South Colonie (33.7%)
7. Berlin (30.4%)
8. Cohoes (30.2%)
9. North Colonie (29.2%)
10. Schenectady (26.9%)

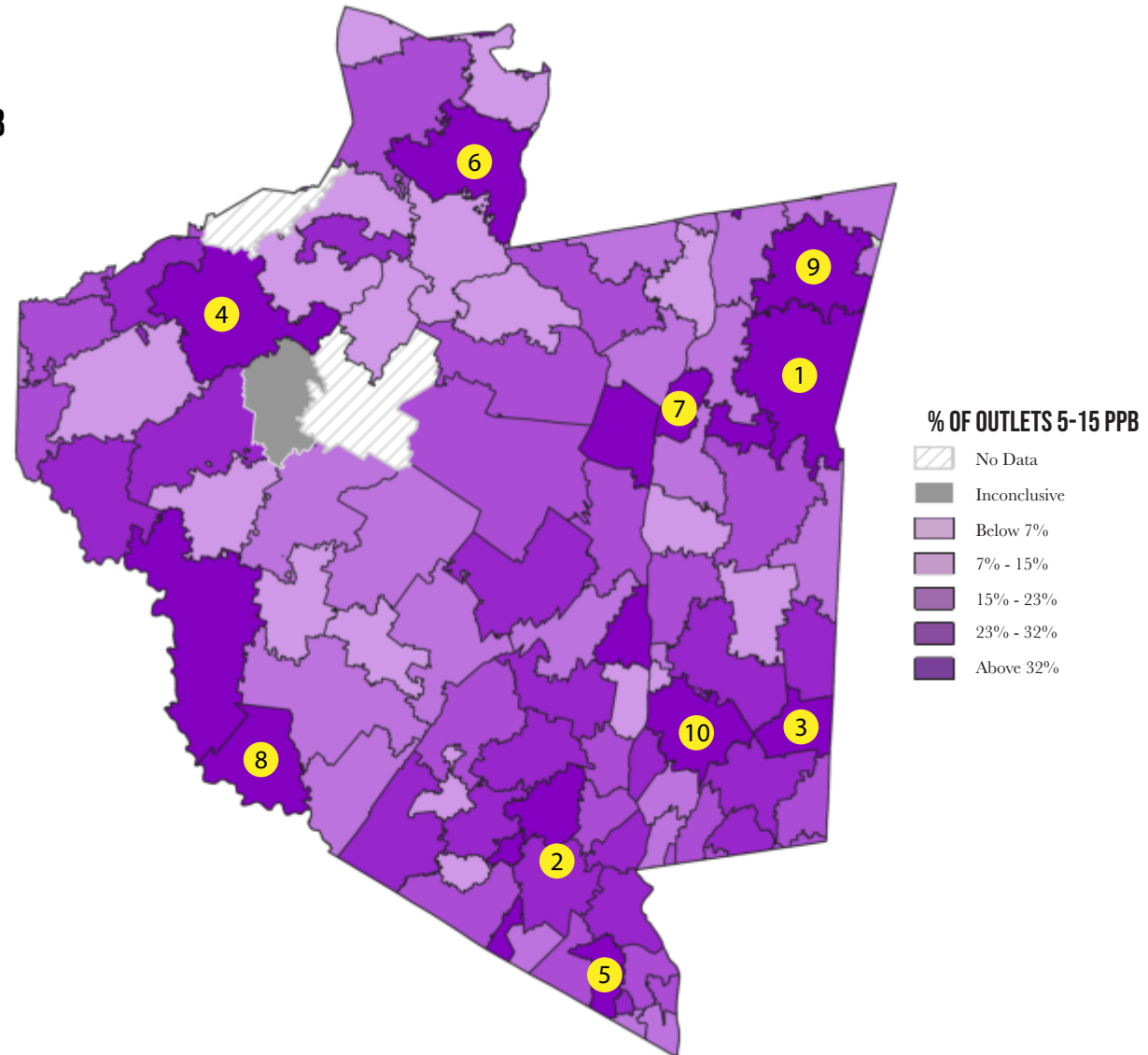


CATSKILLS / HUDSON VALLEY SCHOOL DISTRICTS OF CONCERN

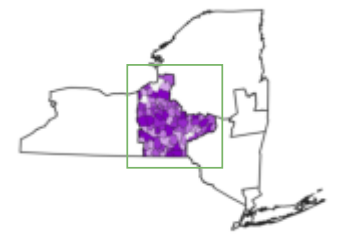


SCHOOL DISTRICTS WITH HIGHEST PERCENT OF OUTLETS BETWEEN 5-15 PPB

1. Taconic Hills (88.2%)
2. Kiryas Joel (59.2%)
3. Pawling (40.5%)
4. Delhi (38.0%)
5. East Ramapo (37.7%)
6. Middleburgh (37.3%)
7. Germantown (36.4%)
8. Eldred (35.1%)
9. Chatham (34.6%)
10. Wappingers (34.4%)

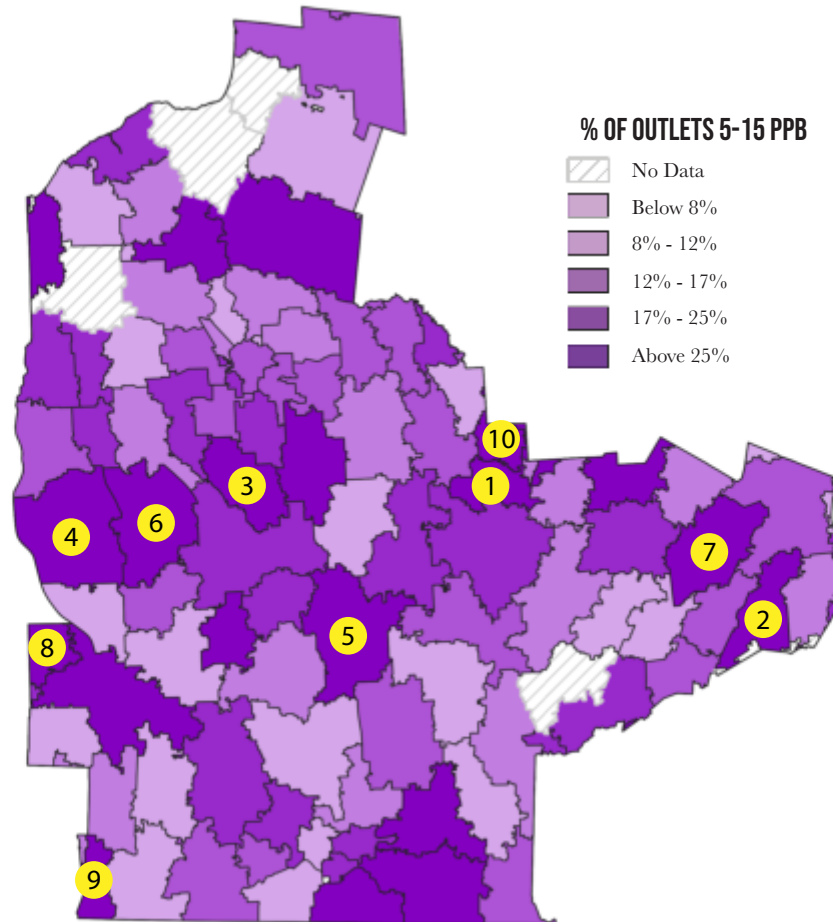


CENTRAL NEW YORK SCHOOL DISTRICTS OF CONCERN



SCHOOL DISTRICTS WITH HIGHEST PERCENT OF OUTLETS BETWEEN 5-15 PPB

1. Hamilton (90.0%)
2. Schenectady (77.8%)
3. Tully (57.3%)
4. Southern Cayuga (56.8%)
5. Cincinnatus (55.0%)
6. Moravia (39.8%)
7. Cooperstown (38.7%)
8. Trumansburg (33.3%)
9. Waverly (32.7%)
10. Madison (31.6%)

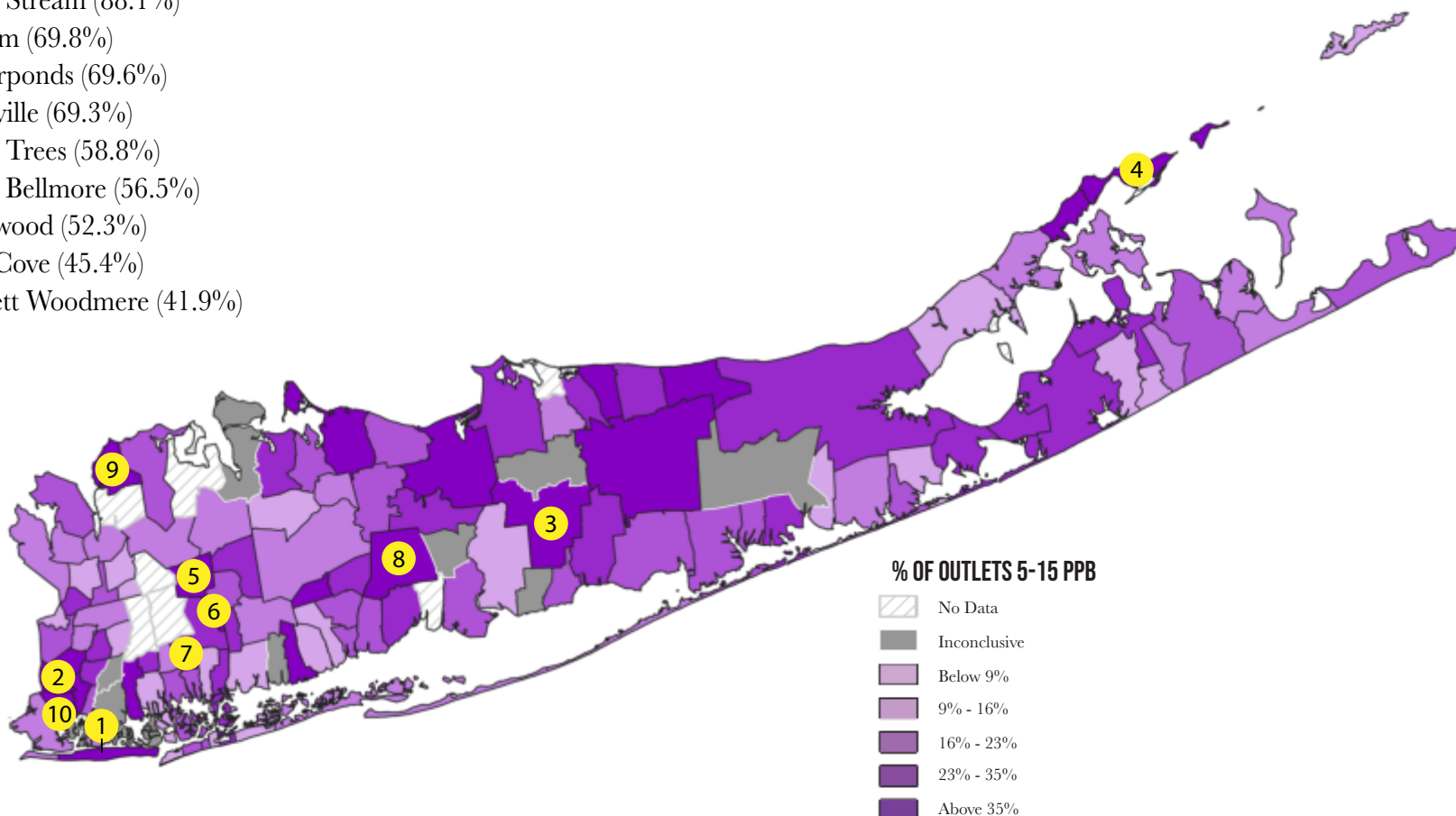


LONG ISLAND SCHOOL DISTRICTS OF CONCERN



SCHOOL DISTRICTS WITH HIGHEST PERCENT OF OUTLETS BETWEEN 5-15 PPB

1. Long Beach (88.5%)
2. Valley Stream (88.1%)
3. Sachem (69.8%)
4. Oysterponds (69.6%)
5. Hicksville (69.3%)
6. Island Trees (58.8%)
7. North Bellmore (56.5%)
8. Brentwood (52.3%)
9. Glen Cove (45.4%)
10. Hewlett Woodmere (41.9%)

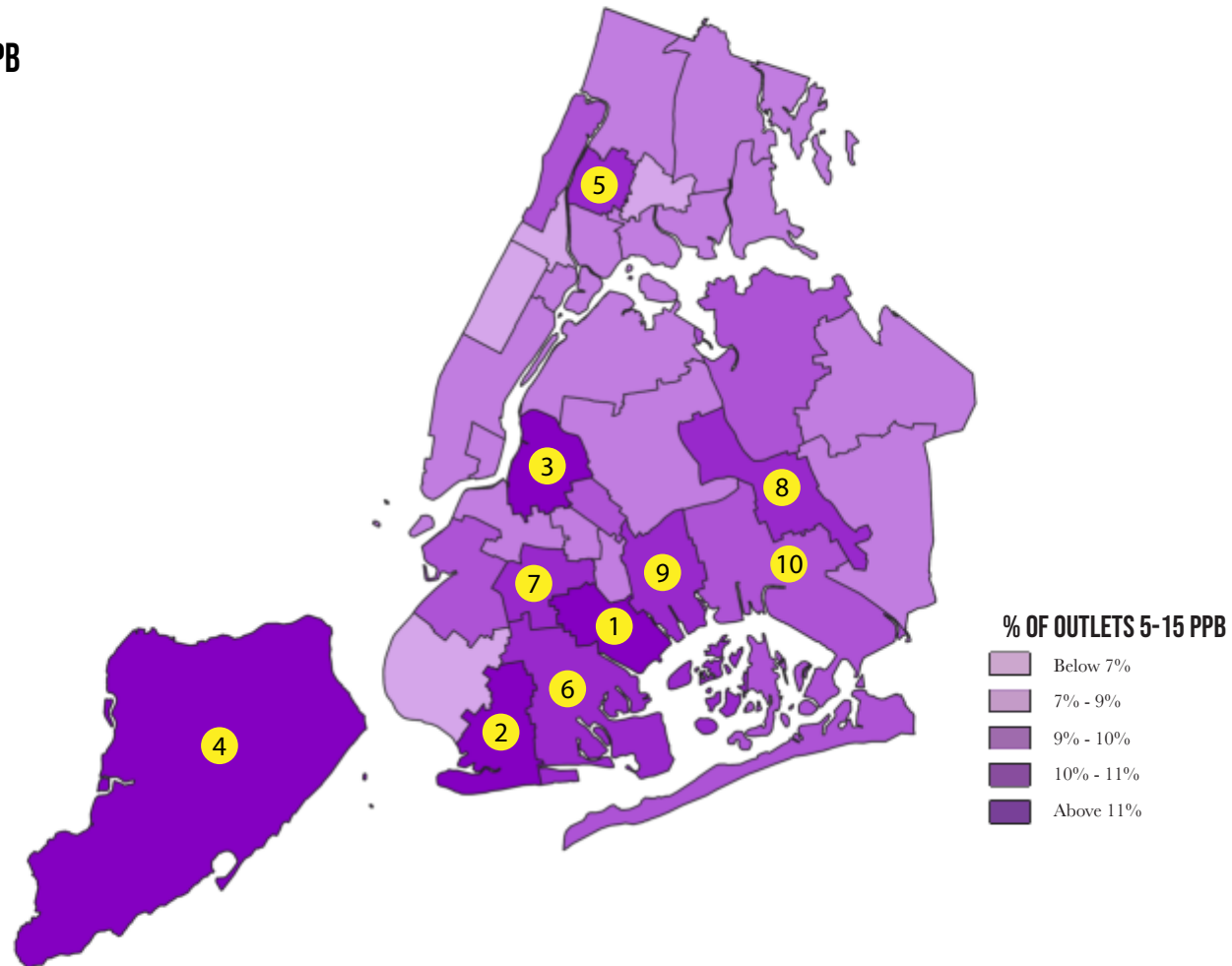


NYC SCHOOL DISTRICTS OF CONCERN

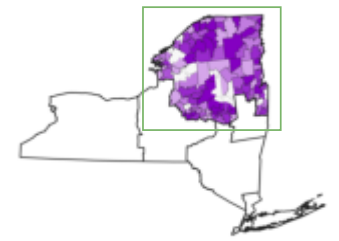


SCHOOL DISTRICTS WITH HIGHEST PERCENT OF OUTLETS BETWEEN 5-15 PPB

1. Brooklyn 18 (12.5%)
2. Brooklyn 21 (12.3%)
3. Brooklyn 14 (11.8%)
4. Richmond 31 (11.2%)
5. Bronx 9 (11.0%)
6. Brooklyn 22 (10.8%)
7. Brooklyn 17 (10.7%)
8. Queens 28 (10.6%)
9. Brooklyn 19 (10.2%)
10. Queens 27 (9.9%)

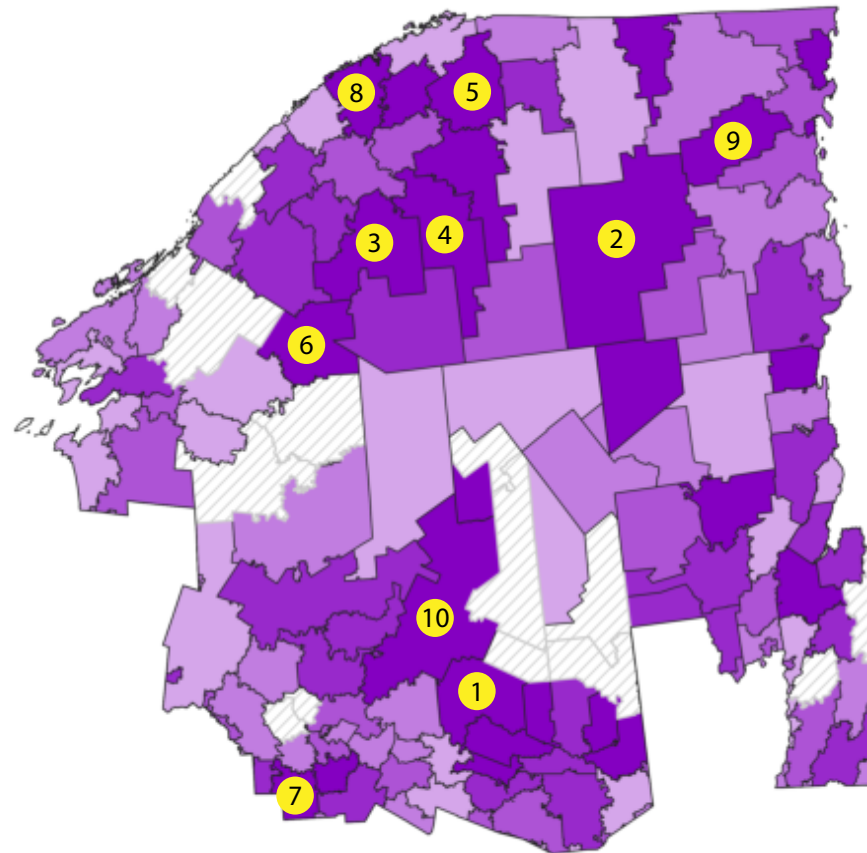


NORTH COUNTRY SCHOOL DISTRICTS OF CONCERN

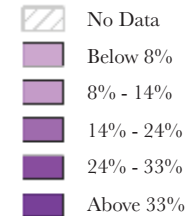


SCHOOL DISTRICTS WITH HIGHEST PERCENT OF OUTLETS BETWEEN 5-15 PPB

1. Dolgeville (85.1%)
2. Saranac Lake (79.1%)
3. Edwards-Knox (69.8%)
4. Colton Pierrepont (62.5%)
5. Brasher Falls (55.2%)
6. Harrisville (51.2%)
7. Waterville (45.6%)
8. Madrid Waddington (45.3%)
9. Saranac (44.7%)
10. Poland (43.9%)



% OF OUTLETS 5-15 PPB

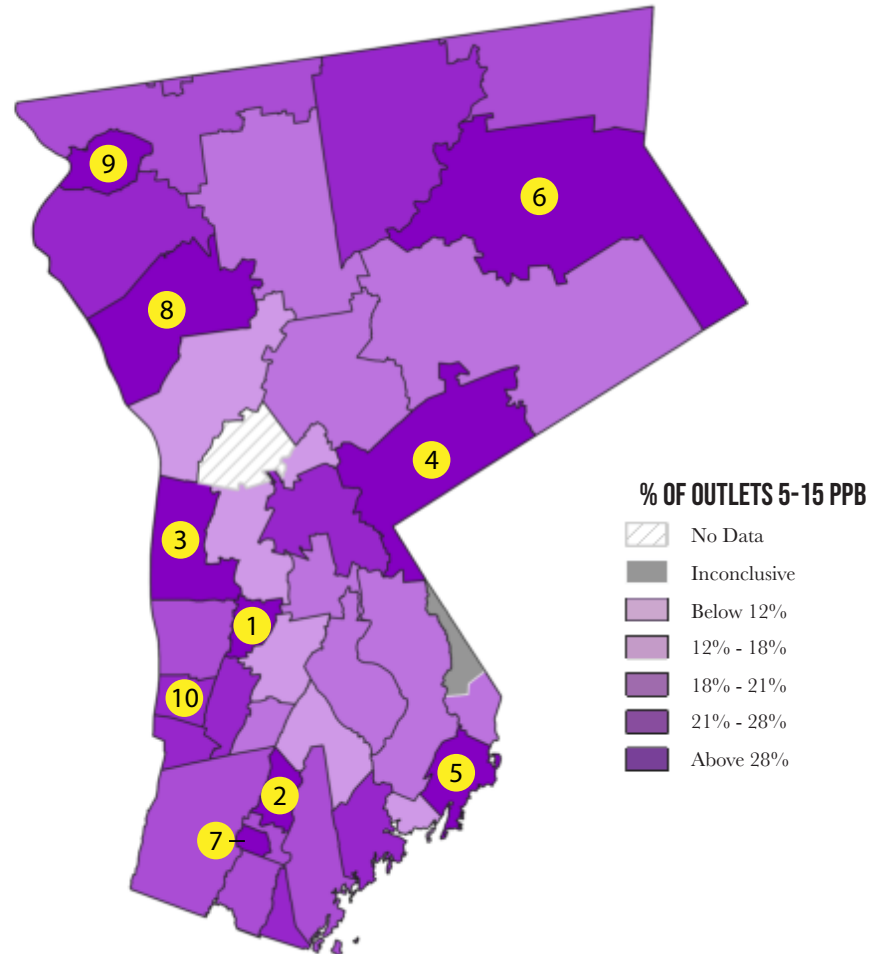


WESTCHESTER SCHOOL DISTRICTS OF CONCERN

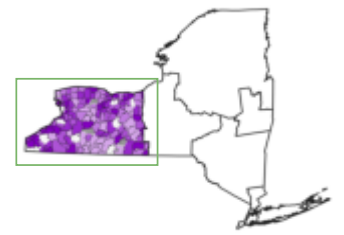


SCHOOL DISTRICTS WITH HIGHEST PERCENT OF OUTLETS BETWEEN 5-15 PPB

1. Elmsford (56.7%)
2. Eastchester (42.7%)
3. Tarrytown (36.0%)
4. Byram Hills (33.2%)
5. Rye City (31.2%)
6. Greenburgh (30.8%)
7. Katonah Lewisboro (29.2%)
8. Bronxville (28.5%)
9. Croton Harmon (28.2%)
10. Peekskill (28.1%)



WESTERN NEW YORK SCHOOL DISTRICTS OF CONCERN



SCHOOL DISTRICTS WITH HIGHEST PERCENT OF OUTLETS BETWEEN 5-15 PPB

1. Williamsville (81.1%)
2. Hamburg (73.3%)
3. Letchworth (67.6%)
4. East Bloomfield (61.0%)
5. Wheatland Chili (60.4%)
6. Romulus (52.6%)
7. East Irondequoit (51.4%)
8. Sherman (51.1%)
9. Gowanda (50.4%)
10. Bath (48.0%)

